

# MIGRATION SECURITY MAP

Response for myths and stereotypes  
about the consequences of  
**visa-free regime**  
**for Ukraine**

After 5 years of internal  
transformation Ukraine  
mostly achieved criterias  
of Visa Liberalisation  
Action Plan and is waiting  
for support of the EU  
member states



**2015**

# THE EUROPEANS CONCERNED ABOUT

Implementation reforms in the fight against corruption



Fight against money laundering



Combating organized crime



Potential increasing of Ukrainian asylum seekers



Potential increasing of Ukrainian labour migrants



Military conflict in Eastern Ukraine



Transit of third country nationals to the EU



Increase of smuggling and human trafficking



Weapons and terrorists penetration from the conflict area to the EU



# UKRAINIAN SOLUTIONS

Launching of the National Anti-Corruption Bureau, Agency for Prevention of Corruption, Anti-Corruption Prosecutor's Office



Adoption the Law "On prevention and counteraction money laundering", creation the Asset Recovery Office



Creation the State Bureau of Investigation



Adoption the Law "On ensuring of rights and freedoms of internally displaced persons"



Signing of bilateral labour agreements, adoption the Law «On external labour migration»



Holding of peaceful negotiations, withdrawal of military equipment



Legal assistance and temporary accommodation for asylum seekers



Implementation the State Program against Trafficking in Human Beings involving IOM and NGOs

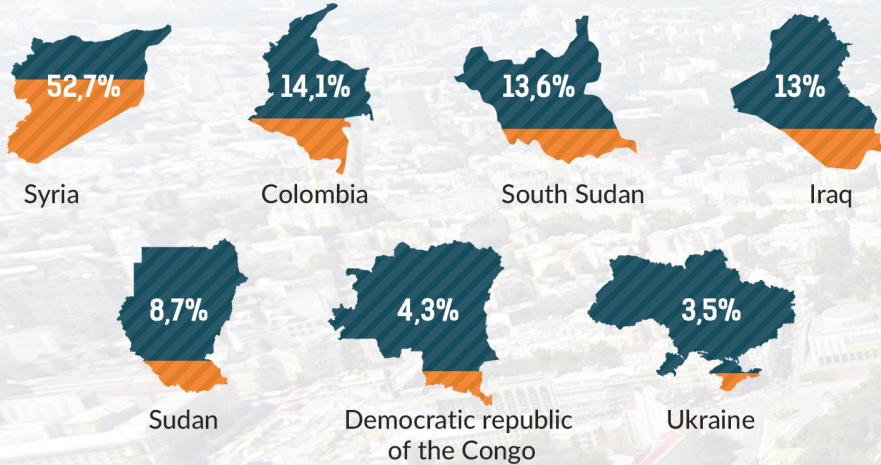


Implement. of the Law "On Border Control", roll-out of biometric international passports, establishment of rules for enter-exit in ATO zone

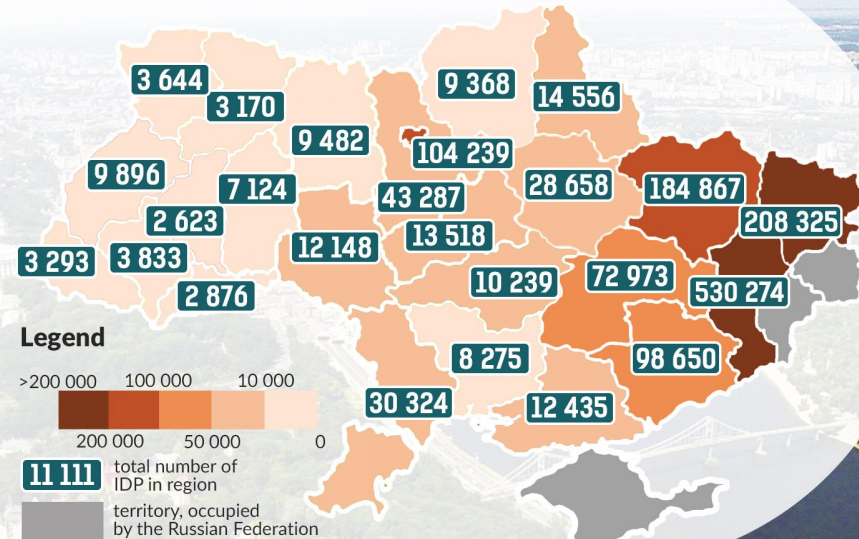


# KEY FACTS FROM THE MIGRATION SECURITY MAP

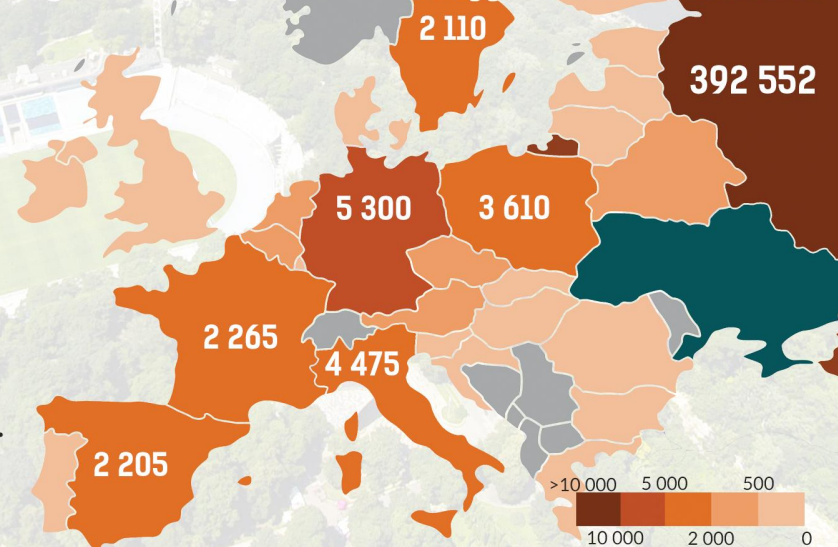
**3,5%** from total population are IDPs, mostly reside near the ATO zone. It is one of the lowest rate for countries with military conflict.



The number of IDP by the regions



Ranking countries by the number of applications from Ukraine



Only **6%** of ukrainian asylum seekers search for asylum in EU

Share of Ukrainian asylum applications in the EU is **2%**.

Only **4%** from Ukrainian asylum seekers received refugee status.



# KEY FACTS FROM THE MIGRATION SECURITY MAP

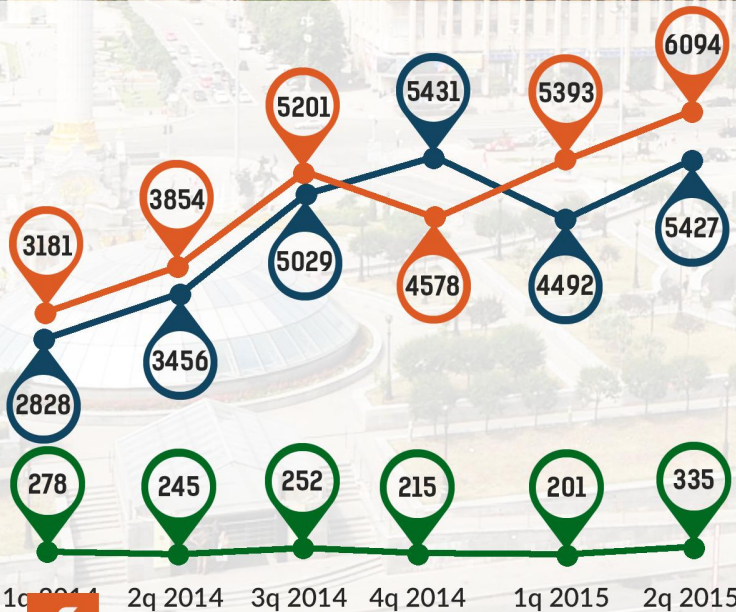


Most Ukrainian labour migrants legally work in **Poland, Czech Republic, Italy.**

Ukrainians were top labour migrants even before the conflict



Ranking countries by the number of ukrainian work permits



Detection of Ukrainian irregular migrants **is gradually increasing** after the conflict.

The number of illegally border crossing Ukrainians remains **low**

Number of detections of illegal border-crossing between BCPs in 2015





**EUROPE  
WITHOUT BARRIERS**  
civic initiative

Brochure prepared by Ukrainian NGO

# EUROPE WITHOUT

**BARRIERS** under the project “The last steps toward visa liberalization: Communication of Reforms and consolidation of support in the EU MS countries” supported by International Renaissance Foundation



## Contacts:

Civic Initiative "Europe without Barriers"  
Volodymyrska 42,  
office 21,  
Kyiv 01034, Ukraine  
Tel./Fax: (044)2386843,  
2308376

[www.novisa.org.ua](http://www.novisa.org.ua)